

ASI MyFolio Index IV Fund

(From 7 August 2019 the fund name was amended from SLI Myfolio Index IV to ASI Myfolio Index IV Fund)

Institutional B Fixed Accumulation GBP

30 June 2020

Objective

To generate growth over the long term (5 years or more) while being managed to a defined level of risk. The fund is part of the MyFolio Index range, which offers five funds with different expected combinations of investment risk and return. This fund is risk level IV, which aims to be the second highest risk fund in this range.

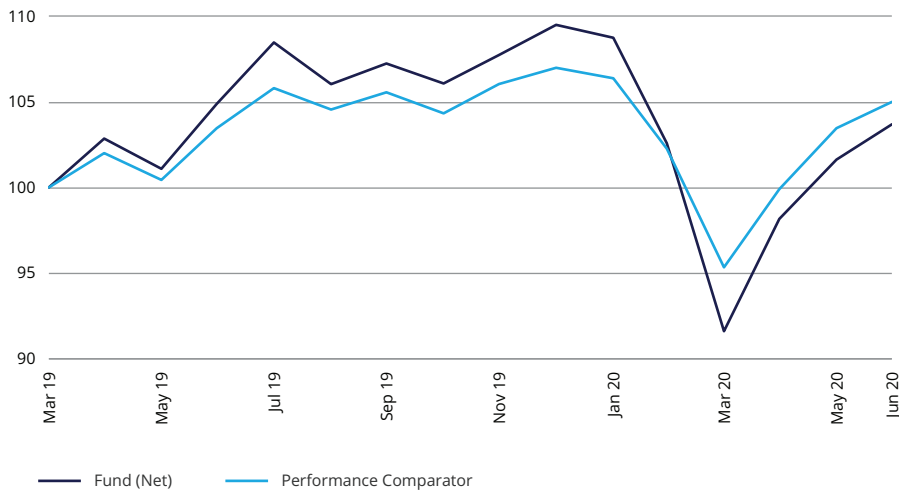
Risk Target: The defined level of risk referred to above that the management team is targeting is within the range of 60-90% of world stock markets (represented by the MSCI World Index, over 10 years). There is no certainty or promise that this target will be achieved. The Risk Target has been chosen as it represents a risk range which is appropriate for the fund.

Performance Comparator: For comparison purposes, investors can compare the fund's long term performance to a basket of assets (before charges) with a risk profile at the lower range of the Risk Target stated above (i.e. 60% of world stock markets), which the ACD considers appropriate given the investment policy and Risk Target of the fund. This basket is composed 20% FTSE All-Share Index, 40% MSCI World ex UK Index and 40% SONIA Index.

Portfolio securities

- The fund will invest at least 80% in passively managed funds, including those managed by Aberdeen Standard Investments, to obtain broad exposure to a range of diversified investments.
- It may invest up to 20% in actively managed funds (including those managed by Aberdeen Standard Investments).
- Typically, at least 60% of the fund will be invested in assets traditionally viewed as being higher risk such as equities (company shares), and emerging market bonds (loans to an emerging market government).
- The rest of the fund is invested in a selection of other assets such as money market instruments including cash, government bonds (loans to a government) and investment grade corporate bonds (loans to a company).

Performance



Cumulative and annualised performance

	1 month	6 months	Year to date	1 year	3 years (p.a.)	5 years (p.a.)
Fund (Net) (%)	2.03	-5.32	-5.32	-1.14	n/a	n/a
Performance comparator (%)	1.49	-1.87	-1.87	1.49	4.21	6.45

Discrete annual returns - year to 30/6

	2020	2019	2018	2017	2016
Fund (Net) (%)	-1.14	n/a	n/a	n/a	n/a
Performance comparator (%)	1.49	5.15	6.06	12.52	7.33

Performance Data: Share Class R acc. Source: Lipper, Basis: Total Return, NAV to NAV, UK Net Income Reinvested. These figures do not include the initial charge; if this is paid it will reduce performance from that shown.

Past performance is not a guide to future returns and future returns are not guaranteed.

Key facts

Fund manager(s)	Joe Wiggins
Fund manager's start date	25 March 2019
Fund launch date	25 March 2019
Shareclass launch date	25 March 2019
Fund size	£98.1m
Number of holdings	15
Performance comparator	20% FTSE All-Share Index, 40% MSCI World ex UK Index, 40% SONIA Index
Fund historic yield ²	3.80%
Entry charge (up to) ³	0.00%
Annual management charge	0.20%
Ongoing charge figure ¹	0.20%
Minimum initial investment	£500,000,000
Fund type	OEIC
Valuation point	12:00 (UK time)
Base currency	GBP
Sedol	BHZCQY5
ISIN	GB00BHZCQY51
Citicode	Q1V5

Risk and reward profile



This indicator reflects the volatility of the fund's share price over the last five years. See Key Investor Information Document (KIID) for details.

Key risks

- The value of investments and the income from them can fall and investors may get back less than the amount invested.
- The fund invests in securities which are subject to the risk that the issuer may default on interest or capital payments.
- The use of derivatives carries the risk of reduced liquidity, substantial loss and increased volatility in adverse market conditions, such as a failure amongst market participants. The use of derivatives may result in the fund being leveraged (where market exposure and thus the potential for loss by the fund exceeds the amount it has invested) and in these market conditions the effect of leverage will be to magnify losses.
- The fund invests in emerging market equities and / or bonds. Investing in emerging markets involves a greater risk of loss than investing in more developed markets due to, among other factors, greater political, tax, economic, foreign exchange, liquidity and regulatory risks.

Investor Services
0345 113 69 66

www.aberdeenstandard.com

Management process

- The management team use their discretion (active management) to select funds within each asset class and ensure that the strategic asset allocation (long-term proportions in each asset class) meets the funds objectives.
- The fund will not take any tactical asset allocation positions (changing short term proportions in each fund).
- Please note that the number contained in the fund name is not related to the SRRI contained in the Key Investor Information document (NURS-KII).










Ten largest fund holdings (%)

ASI UK All Share Tracker	29.2
ASI American Equity Tracker	14.2
ASI European Equity Tracker	9.5
ASI Emerging Markets Local Currency Bond Tracker	8.7
ASI Japan Equity Tracker	7.0
ASI Emerging Markets Equity Tracker	5.3
ASI Asia Pacific ex Japan Equity Tracker	5.2
SLI Global High Yield Bond	4.5
ASI Global REIT Tracker	4.4
ASI Global Corporate Bond Tracker	2.7
Assets in top ten holdings	90.7

Source : Aberdeen Standard Investments 30/06/2020

Figures may not always sum to 100 due to rounding.

Composition by asset (%)

UK Equities	29.2	
US Equities	14.2	
European Equities	9.5	
Emerging Market Local Currency Bonds	8.7	
Japan Equities	7.0	
Emerging Market Equities	5.3	
Asia Pacific Equities	5.2	
Global High Yield Bonds	4.5	
Global REITS	4.4	
Cash and Other	12.0	

- (e) The fund invests in equity and equity related securities. These are sensitive to variations in the stock markets which can be volatile and change substantially in short periods of time.
- (f) The fund invests in high yielding bonds which carry a greater risk of default than those with lower yields.
- (g) The fund price can go up or down daily for a variety of reasons including changes in interest rates, inflation expectations or the perceived credit quality of individual countries or securities.

Derivative usage

- The fund is not expected to invest in derivatives directly however it may invest in other funds which use derivatives more extensively.

To help you understand this fund and for a full explanation of risks and the overall risk profile of this fund and the shareclasses within it, please refer to the Key Investor Information Documents and Prospectus which are available on our website www.aberdeenstandard.com The Prospectus also contains a glossary of key terms used in this document.

¹The Ongoing Charge Figure (OCF), is the overall cost shown as a percentage of the value of the assets of the fund. It is made up of the Annual Management Charge (AMC) of 0.20% and other charges. It does not include any initial charges or the cost of buying and selling stocks for the fund. The Ongoing Charges figure can help you compare the annual operating expenses of different funds.

²The Historic Yield as at 31/05/2020 reflects distributions declared over the past twelve months as a percentage of the mid-market share price, as at the date shown. It does not include any preliminary charge and investors may be subject to tax on their distributions.

³These are the maximum charges that we might take out of your money before it is invested. In some cases, the charges may be less and you should speak to your financial advisor about this.

The funds Authorised Corporate Director is Aberdeen Standard Fund Managers Limited.

The fund is a sub-fund of Aberdeen Standard OEIC III, an authorised open-ended investment company (OEIC).

The information contained in this document should not be considered as an offer, solicitation or investment recommendation to deal in the shares of any securities or financial instruments. It is not intended for distribution or use by any person or entity who is a citizen or resident of or located in any jurisdiction where such distribution, publication or use would be prohibited.

Nothing herein constitutes investment, legal, tax or other advice and is not to be relied upon in making an investment or other decision. No recommendation is made, positive or otherwise, regarding individual securities mentioned. This is not an invitation to subscribe for shares in the fund and is by way of information only. Subscriptions will only be received and shares issued on the basis of the current Prospectus, relevant Key Investor Information Document (KIID) and Supplementary Information Document (SID) for the fund. These can be obtained free of charge from Aberdeen Standard Fund Managers Limited, PO Box 9029, Chelmsford, CM99 2WJ or available on www.aberdeenstandard.com.

Any data contained herein which is attributed to a third party ("Third Party Data") is the property of (a) third party supplier(s) (the "Owner") and is licensed for use by Standard Life Aberdeen*. Third Party Data may not be copied or distributed. Third Party Data is provided "as is" and is not warranted to be accurate, complete or timely. To the extent permitted by applicable law, none of the Owner, Standard Life Aberdeen* or any other third party (including any third party involved in providing and/or compiling Third Party Data) shall have any liability for Third Party Data or for any use made of Third Party Data. Neither the Owner nor any other third party sponsors, endorses or promotes the fund or product to which Third Party Data relates.

* Standard Life Aberdeen means the relevant member of Standard Life Aberdeen group, being Standard Life Aberdeen plc together with its subsidiaries, subsidiary undertakings and associated companies (whether direct or indirect) from time to time.

The MSCI information may only be used for your internal use, may not be reproduced or disseminated in any form and may not be used as a basis for or a component of any financial instruments or products or indices. None of the MSCI information is intended to constitute investment advice or a recommendation to make (or refrain from making) any kind of investment decision and may not be relied on as such. Historical data and analysis, should not be taken as an indication or guarantee of any future performance analysis forecast or prediction. The MSCI information is provided on an "as is" basis and the user of this information assumes the entire risk of any use made of this information. MSCI, each of its affiliates and each other person involved in or related to compiling, computing or creating any MSCI information (collectively, the "MSCI" Parties) expressly disclaims all warranties (including without limitation, any warranties of originality, accuracy, completeness, timeliness, non-infringement, merchantability and fitness for a particular purpose) with respect to this information. Without limiting any of the foregoing, in no event shall any MSCI Party have any liability for any direct, indirect, special, incidental, punitive, consequential (including, without limitation, lost profits) or any other damages (www.msci.com).

FTSE International Limited ("FTSE") © FTSE 2019. "FTSE®" is a trade mark of the London Stock Exchange Group companies and is used by FTSE International Limited under license. All Rights in the FTSE indices and / or FTSE ratings vest in FTSE and/or its licensors. Neither FTSE nor its licensors accept any liability for the errors or omissions in the FTSE indices and / or FTSE ratings or underlying data. No further distribution of FTSE Data is permitted without FTSE's express written consent.

United Kingdom (UK): Issued by Aberdeen Standard Fund Managers Limited, registered in England and Wales (740118) at Bow Bells House, 1 Bread Street, London, EC4M 9HH. Authorised and regulated by the Financial Conduct Authority in the UK.