

# Aberdeen Standard SICAV I - China A Share Equity Fund

A Acc USD

30 April 2021

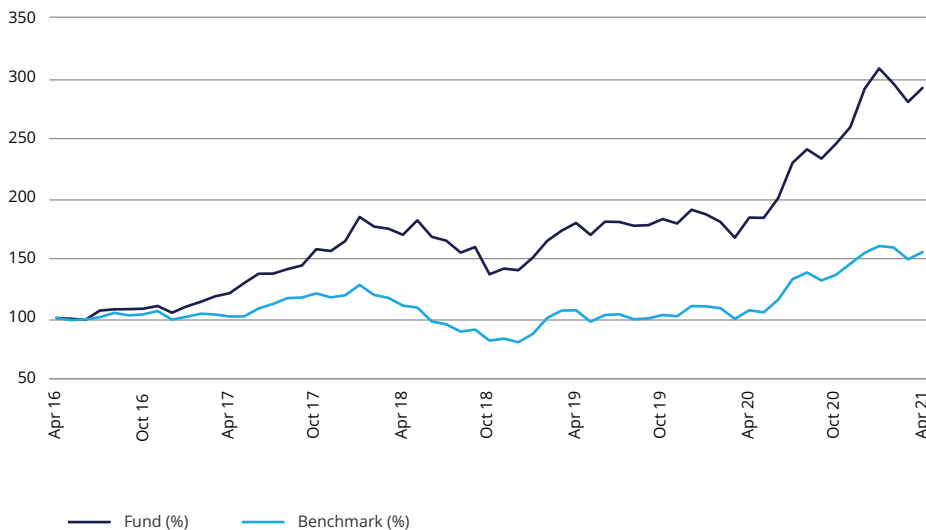
## Important Information

- The Fund invests in equities and equity-related securities of companies whose securities are listed on Chinese Stock Exchanges.
- The Fund may invest directly or indirectly in Chinese domestic securities markets via various channels, including QFII, RQFII and the Shanghai-Hong Kong Stock Connect programme, which bring additional risks as further described in the Fund's Prospectus under "Investing in Mainland China".
- The Fund may invest all its assets in securities in Mainland China. In such circumstances all the assets of the Fund may be maintained by the PRC Custodian.
- The Fund invests in emerging markets which tend to be more volatile and is subject to higher political, regulatory, credit and liquidity risks.
- The Fund's exposure to a single country market increases potential volatility.
- The Fund's net derivative exposure may be up to 50% of the Fund's net asset value and subject to counterparty/credit risk, liquidity risk, valuation risk, volatility risk and over-the-counter transaction risk.
- The Fund may enter into securities lending transactions that may involve the risk that the borrower may fail to return the securities lent out in a timely manner and the value of the collateral may fall below the value of the securities lent out.
- Investment in the Fund may involve a high degree of risk and may not be suitable for all investors. It is possible that the entire value of the investment could be lost.
- Investors are responsible for their investment decisions and should ensure that the intermediary has advised on the Fund's suitability and consistency with their investment objective. If in doubt, please seek independent financial and professional advice.
- Investors should not invest in the Fund based solely on this document and should read the relevant offering documents (particularly the investment policies and risk factors) for more details before investing.

## Objective

To achieve long term total return by investing at least two-thirds of the Fund's total assets in equity and equity-related securities of companies whose securities are listed on the Shanghai Stock Exchange or the Shenzhen Stock Exchange, including, without limitation, China A-Shares and B-Shares of companies listed on the Shanghai Stock Exchange or the Shenzhen Stock Exchange, or other equivalent securities authorised by the China Securities Regulatory Commission for purchase by non-Chinese investors.

## Performance



## Cumulative and annualised performance

	1 month	6 months	Year to date	1 year	3 years (p.a.)	5 years (p.a.)
Fund (%)	4.15	18.99	0.18	58.75	19.85	23.85
Benchmark (%)	4.04	13.97	0.38	45.52	11.98	9.14

## Discrete annual returns - year to 30/4

	2021	2020	2019	2018	2017
Fund (%)	58.75	2.48	5.87	40.21	20.73
Benchmark (%)	45.52	-0.01	-3.47	8.90	1.25

Performance Data: Share Class A Acc USD

Source: Lipper. Basis: Total Return, NAV to NAV, net of annual charges, gross Income reinvested, (USD).

"Fund (%)" refers to the actual unit price performance of the shareclass shown. The returns provided do not reflect the initial sales charge and, if included, the performance shown would be lower.

Benchmark history: Benchmark – MSCI China A Index (USD)

**Past performance is not a guide to future returns and future returns are not guaranteed.**

## Ratings

Morningstar

★★★★★

Morningstar, Inc. All Rights Reserved. Morningstar Rating™ as of 30/04/2021, in the China Equity - A Shares Morningstar Category.

## Key facts

Fund manager(s)	Asia Pacific Equity Team
Fund launch date	16 March 2015
Share class launch date	16 March 2015
Management company	Aberdeen Standard Investments Luxembourg S.A.
Fund size	USD 5.2bn
Number of holdings	38
Benchmark	MSCI China A Index (USD)
Fund historic yield <sup>1</sup>	0.00%
Initial sales charge <sup>2</sup>	5.00%
Annual management charge	1.75%
Ongoing charge figure <sup>3</sup>	1.97%
Minimum initial investment	USD 1,000 or currency equivalent
Fund type	SICAV
Valuation point	13:00 (LUX time)
Base currency	USD
Share class currency	USD
Price high/low (52 wks)	USD28.507/ USD15.044
Price as at 30/04/2021	USD24.613
Sedol	BSXNMY9
ISIN	LU1146622755
Bloomberg	ABCAA2A LX
Citicode	FRRW
Reuters	LP68300713
Valoren	27130195
WKN	A14NSW
Domicile	Luxembourg

For further information  
General enquiry: +852 2103 4700  
Fax: +852 2103 4788

[www.aberdeenstandard.com.hk](http://www.aberdeenstandard.com.hk)










## Top ten holdings (%)

China Tourism Group Duty Free Corp Ltd	8.2
Kweichow Moutai Co Ltd	7.9
Ping An Insurance Group Co of China Ltd	5.1
Wuliangye Yibin Co Ltd	4.9
China Merchants Bank Co Ltd	4.8
Midea Group Co Ltd	4.4
Aier Eye Hospital Group Co Ltd	4.1
Hangzhou Tigermed Consulting Co Ltd	3.8
Foshan Haitian Flavouring & Food Co Ltd	3.6
Glodon Co Ltd	3.1
<b>Assets in top ten holdings</b>	<b>49.9</b>

Source : Aberdeen Standard Investments 30/04/2021

Figures may not always sum to 100 due to rounding.

## Sector (%)

Consumer Staples	19.3	
Financials	16.0	
Consumer Discretionary	15.9	
Industrials	13.6	
Healthcare	13.0	
Information Technology	12.1	
Materials	3.8	
Cash	3.1	
Other	3.2	

Please refer to Aberdeen Standard SICAV I Fund Prospectus for more details of other fees.

## Risk stats

	3 years	5 years
Beta <sup>^</sup>	0.90	0.90
Fund Volatility <sup>^</sup>	22.02	19.41
Information Ratio <sup>^</sup>	1.18	1.77
R-Squared <sup>^</sup>	0.83	0.77
Sharpe Ratio <sup>^</sup>	0.80	1.19
Tracking Error <sup>^</sup>	9.20	9.53

Source: Aberdeen Standard Investments, total return, Gross of Fees, BPSS, Datastream, USD, as of 31/03/2021. Please note the risk analytics figures are calculated on gross returns whereas the performance figures are based on net asset value (NAV) returns. In addition, the risk analytics figures lag the performance figures by one month. It should be noted that the figures provided regarding risk would be adjusted if fund fees and expenses were included.<sup>^</sup> 3 and 5 year annualised. Beta is a measure of the volatility of a portfolio in comparison to a benchmark index. Fund volatility measures historical volatility. Information ratio measures the portfolio returns beyond the returns of a benchmark, usually an index, compared to the volatility of those returns. R-squared measures the percentage of a fund or security's movements that can be explained by movements in a benchmark index. Sharpe ratio measures risk-adjusted performance. Tracking error measures the divergence between the price behavior of a position or a portfolio and the price behavior of a benchmark.

---

To help you understand this fund and for a full explanation of risks and the overall risk profile of this fund and the shareclasses within it, please refer to the Product Key Facts Statement and Prospectus which are available on our website [www.aberdeenstandard.com.hk](http://www.aberdeenstandard.com.hk). The Prospectus also contains a glossary of key terms used in this document.

<sup>1</sup>The Historic Yield as at 31/03/2021 reflects distributions declared over the past twelve months as a percentage of the mid-market share price, as at the date shown. It does not include any preliminary charge and investors may be subject to tax on their distributions.

<sup>2</sup>These are the maximum charges that we might take out of your money before it is invested. In some cases, the charges may be less and you should speak to your financial advisor about this.

<sup>3</sup>The Ongoing Charge Figure (OCF), is the overall cost shown as a percentage of the value of the assets of the fund. It is made up of the Annual Management Charge (AMC) of 1.75% and other charges. It does not include any initial charges or the cost of buying and selling stocks for the fund. The Ongoing Charges figure can help you compare the annual operating expenses of different funds.

---

#### Important information

This document is strictly for informational purposes only and does not constitute an offer to sell, or solicitation of an offer to purchase any security, nor does it constitute investment advice, investment recommendation or an endorsement with respect to any investment products. Investors should not make an investment into the investment product based solely on this document and should read the relevant offering documents for more details to ensure that they fully understand the associated risks before investing. Investors are responsible for their investment decisions and should ensure that the intermediary has advised on the investment product's suitability. If in doubt, please seek independent financial and professional advice.

Investment involves risk. The value of investments and the income from them can go down as well as up and investors may get back less than the amount invested. Past performance is not a guide to future performance. Investment returns are denominated in the base currency of the fund. US / HK dollar based investors are therefore exposed to fluctuations in the US dollar / HK dollar / base currency exchange rate. No liability whatsoever is accepted for any loss arising from any person acting on any information contained in this document.

Any data contained herein which is attributed to a third party ("Third Party Data") is the property of (a) third party supplier(s) (the "Owner") and is licensed for use by Standard Life Aberdeen\*\*. Third Party Data may not be copied or distributed. Third Party Data is provided "as is" and is not warranted to be accurate, complete or timely. To the extent permitted by applicable law, none of the Owner, Standard Life Aberdeen\*\* or any other third party (including any third party involved in providing and/or compiling Third Party Data) shall have any liability for Third Party Data or for any use made of Third Party Data. Neither the Owner nor any other third party sponsors, endorses or promotes the fund or product to which Third Party Data relates.

The MSCI information may only be used for your internal use, may not be reproduced or disseminated in any form and may not be used as a basis for or a component of any financial instruments or products or indices. None of the MSCI information is intended to constitute investment advice or a recommendation to make (or refrain from making) any kind of investment decision and may not be relied on as such. Historical data and analysis, should not be taken as an indication or guarantee of any future performance analysis forecast or prediction. The MSCI information is provided on an "as is" basis and the user of this information assumes the entire risk of any use made of this information. MSCI, each of its affiliates and each other person involved in or related to compiling, computing or creating any MSCI information (collectively, the "MSCI" Parties) expressly disclaims all warranties (including without limitation, any warranties of originality, accuracy, completeness, timeliness, non-infringement, merchantability and fitness for a particular purpose) with respect to this information. Without limiting any of the foregoing, in no event shall any MSCI Party have any liability for any direct, indirect, special, incidental, punitive, consequential (including, without limitation, lost profits) or any other damages ([www.msci.com](http://www.msci.com)).

\*\*Standard Life Aberdeen means the relevant member of Standard Life Aberdeen group, being Standard Life Aberdeen plc together with its subsidiaries, subsidiary undertakings and associated companies (whether direct or indirect) from time to time.

This document is issued by Aberdeen Standard Investments (Hong Kong) Limited ("ASI HK") and has not been reviewed by the Securities and Futures Commission.